



THE SWEET & SCENIC ROUTE

# Before You Go



“

From the early morning start to the satisfying end, every moment of this trip was absolutely fantastic.

-GUESS WHERE TRIPPER

# How does a surprise road trip work?



## Pick a Date

We recommend doing the trip within **6 months** of receiving this road trip. Pay close attention to the 'When To Go' within the 'Navigating the Road' section of this booklet.



## Get Ready

The only requirement is having a vehicle, GPS and a driver. The trip is completely **self-guided**, so nothing needs to be booked in advance.



## Check Updates

Before leaving, please check **travel updates** on our website. This will provide you with any major changes to the itinerary.



## Pack Your Bag

Please refer to the '**What to Pack**' list in this booklet for items we recommend bringing with you.

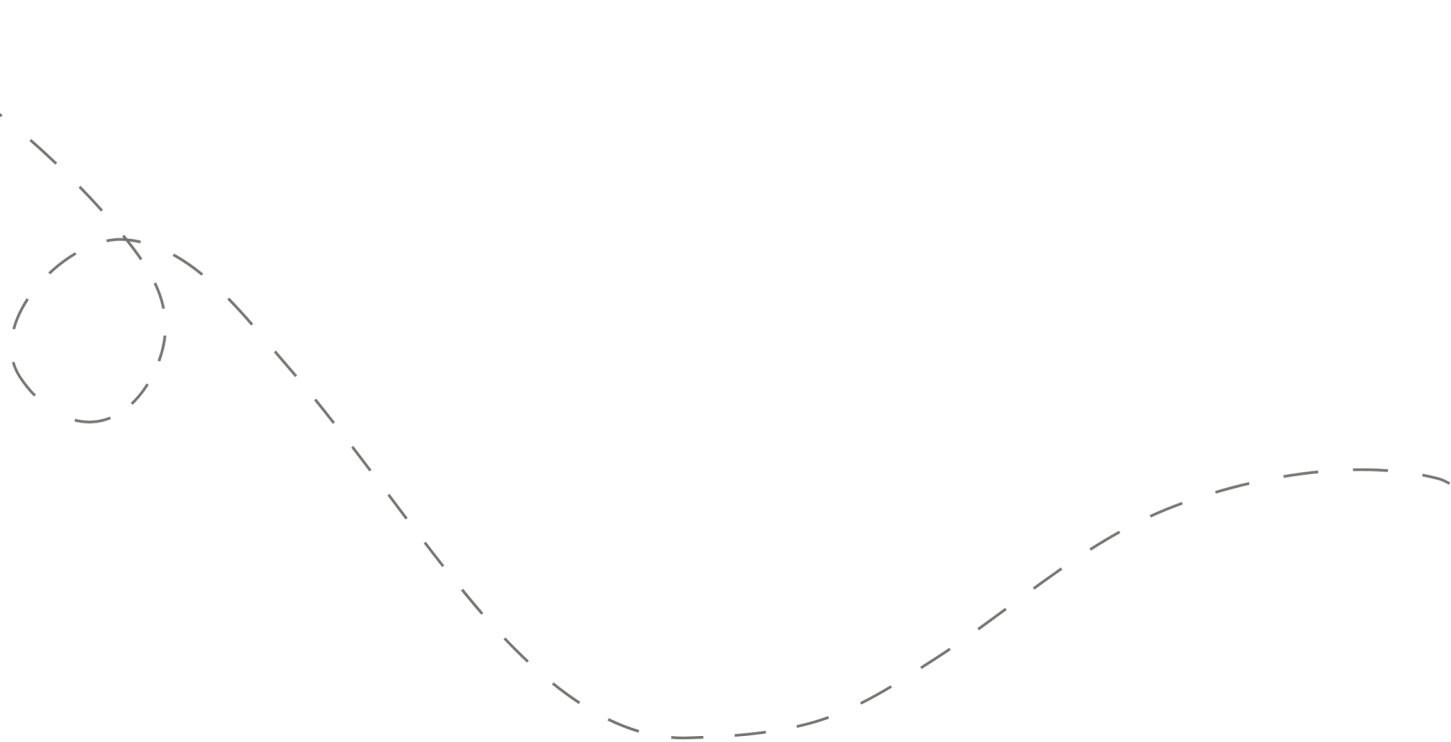


## Hit the Road!

Don't open the first envelope until you're ready to leave. Once you're finished at the first stop, you can open the second envelope. Four stops are included within your road trip.

# Your day ahead! Without giving away too many details.

We often include a variety of recommendations at each stop. You do not have to go to all of them, pick and choose what works best for you and your travel mates. If you can't get through all of the stops during the day - come back and explore them at a later date!





## DETAILED ITINERARY



### Time to Depart!

We recommend departing **between 9:00 - 9:30 am** (or slightly earlier if you're coming from downtown Toronto).

1

### Trees & Treats

Recommended duration: 30 - 45 minutes

Drive time to second stop: 10 minutes

*\*Two light food options are available at this stop*

2

### Savour, Sip, or Stroll

Recommended duration: 1 - 1.5 hours

Drive time to third stop: 11 minutes

*\*Multiple food options are available at this stop*

3

### A Sweet Escape

Recommended duration: 1 hour

Drive time to fourth stop: 7 - 11 minutes

4

### Waterfalls or Wineries?

Recommended duration: 1 - 2 hours

*\*Two winery options are available at this stop*

# Navigating the Road



## When to Go

- ✓ This trip is **best done between Wednesday - Saturday**. Can be done on Sunday, but please bring extra snacks!
- ✓ This trip can be done **year-round**, and is especially beautiful in the fall and winter! Note that some waterfalls will dry up in summer.



## Stay Overnight

Head to the following link for a list of recommended accommodations close to the last stop.

**[guesswheretrips.com/pages/hotels](https://www.guesswheretrips.com/pages/hotels)**

*\*The link above will only reveal the general area where your trip will end.*



## Itinerary Changes

Descriptions, dates and hours may have changed since publishing the itinerary. Find out if changes have been made to your trip by heading to:


**[guesswheretrips.com/updates](https://www.guesswheretrips.com/updates)**

Tip: scan below for the most updated trip!



## Get the Digital Version

Every road trip package includes a QR code that you can scan to get the full digital version of the trip. This is a great option if you are traveling with a group of people in multiple cars!





## What to Pack:

- ☐ A vehicle with a full tank of gas
- ☐ **A designated driver**
- ☐ Comfortable walking footwear
- ☐ Weather-appropriate attire
- ☐ Some form of GPS device (ie. Google Maps)
- ☐ Wallet (cash may be required)
- ☐ Road trip snacks (especially if travelling on a Sunday)
- ☐ A cooler to take home some goodies! (optional)
- ☐ **Snowshoes** (optional for winter)
- ☐ Your Guess Where Trips package
- ☐ Don't forget road trip music! Head to GWT's road trip playlist on Spotify here:



## Questions?

If you have any questions before your trip, please check the FAQs on our website. If you can't find the answer to your question, please send us an email at [questions@guesswheretrips.com](mailto:questions@guesswheretrips.com).

Please note: We are out of the office over the weekend.



## Land Acknowledgement

We acknowledge that the land you will be travelling on is the traditional unsundered territory of the Wenrohronon people.

Guess Where Trips believes land acknowledgments are an important way of recognizing and expressing gratitude to the First Nations, Inuit or Métis land that was stolen from them. Please respect this land.

# Frequently Asked Questions

## How much will the stops cost?

**First Stop:** No fee

**Second Stop:** No fee

**Third Stop:** No fee

**Fourth Stop:** One waterfall requires a parking fee per vehicle (\$). We've provided several free alternatives.

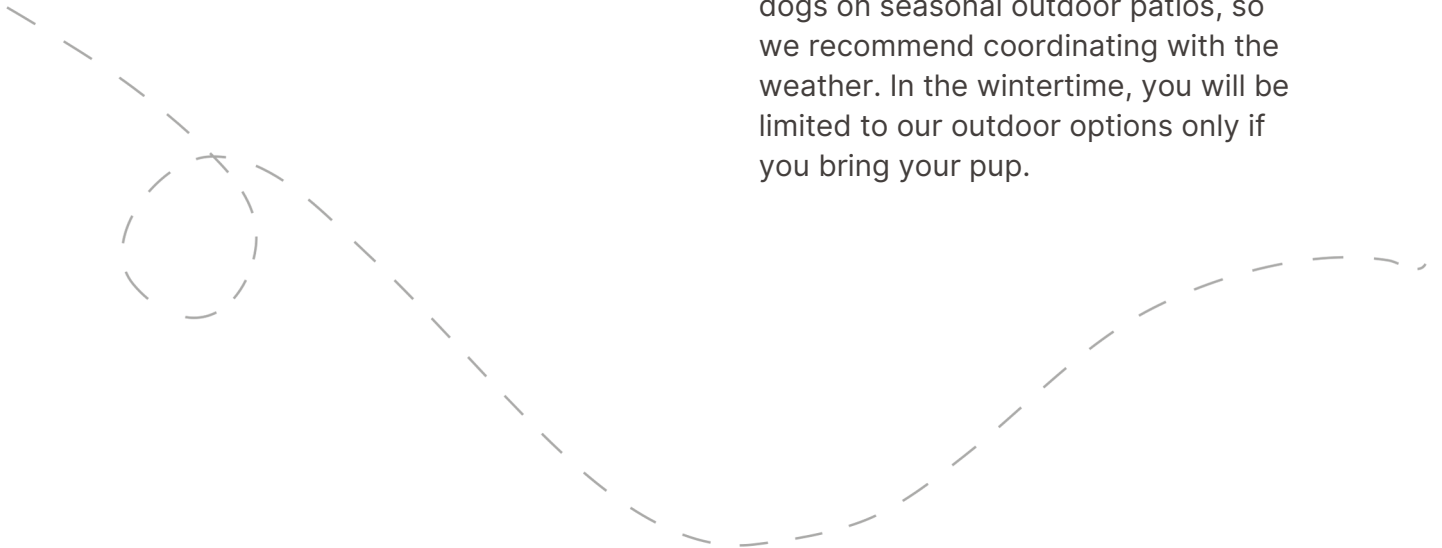
*\*Please note: gas, tolls, and food may be additional costs.*

## When should we leave?

We recommend departing **between 9:00 - 9:30 am** (or slightly earlier if you're coming from downtown Toronto). The later you leave, the less time you'll have to explore all of the stops.

## Can I bring my dog?

This trip is **somewhat dog-friendly**! On each stop, there is an outdoor option that allows dogs. However, most of our eatery and shop options only allow dogs on seasonal outdoor patios, so we recommend coordinating with the weather. In the wintertime, you will be limited to our outdoor options only if you bring your pup.





## How long will the total trip take?

See the approximate **round-trip driving distances/times** below. These are driving distances only and do not factor in time spent at stops.

From **St. Catharines:**

1 hour and 25 minutes / 68 km

From **Hamilton:**

2 hours and 15 minutes / 144 km

From **Mississauga:**

2 hours and 35 minutes / 214 km

From **Brantford:**

2 hours and 50 minutes / 208 km

From **Guelph:**

3 hours and 15 minutes / 250 km

From **Downtown Toronto:**

3 hours and 25 minutes / 255 km

From **Kitchener/Waterloo:**

3 hours and 30 minutes / 277 km

*\*We recommend booking an overnight hotel if the driving distance is greater than 4 hours round-trip.*

## How many people can I bring with me?

We recommended **bringing up to 5 people** on your surprise road trip.

If you're bringing a larger group, we highly recommend having one person in charge of booking reservations at restaurants and attractions in advance. Please see the previous page for a copy of the digital itinerary.

## Is this wheelchair or stroller accessible?

**First Stop:** This stop is wheelchair accessible.

**Second Stop:** There are multiple accessible options at this stop.

**Third Stop:** One outdoor option is somewhat accessible. We've provided one other accessible option.

**Fourth Stop:** Our two waterfall options are not accessible. We've provided two accessible winery options.



Have questions? Email us at [questions@guesswheretrips.com](mailto:questions@guesswheretrips.com).

---

# Risk

Get out on the road and have fun, but please be careful. Obey all road signs, never drink and drive, and use caution and common sense at all times. The risk of injury can be significant, including the potential for permanent disability and death. While particular precautions and personal discipline will minimize this risk, the risk of personal and emotional injury, illness, physical disability, or death does exist. Guess Where Trips Inc., its owners, officers, publishers, and agents assume NO liability for your actions or activities as a result of recommendations within this guide. You agree and acknowledge that you will do some, or all, of the recommendations suggested in this book with full and complete knowledge of the risk and dangers involved, and you agree to accept and assume any and all risks of any nature whatsoever.

More information is available on our website at [www.guesswheretrips.com](http://www.guesswheretrips.com).

The Guess Where Trips Team



Have fun, and be safe!

*Have fun, and be safe!*



## Redefining Road Trips

Copyright © 2026 Guess Where Trips Inc.®

---

 Share Your Trip With Us @guesswheretrips | #guesswheretrips

---