



THE ROAD TO ASHEVILLE

Before You Go



“

This made our
weekend getaway
even more special.
So happy to have
found this unique
road trip!

-GUESS WHERE TRIPPER

How does a surprise road trip work?



Pick a Date

We recommend doing the trip within **6 months** of receiving this road trip. Pay close attention to the 'When To Go' within the 'Navigating the Road' section of this booklet.



Get Ready

The only requirement is having a vehicle, GPS and a driver. The trip is completely **self-guided**, so nothing needs to be booked in advance.



Check Updates

Before leaving, please check **travel updates** on our website. This will provide you with any major changes to the itinerary.



Pack Your Bag

Please refer to the '**What to Pack**' list in this booklet for items we recommend bringing with you.

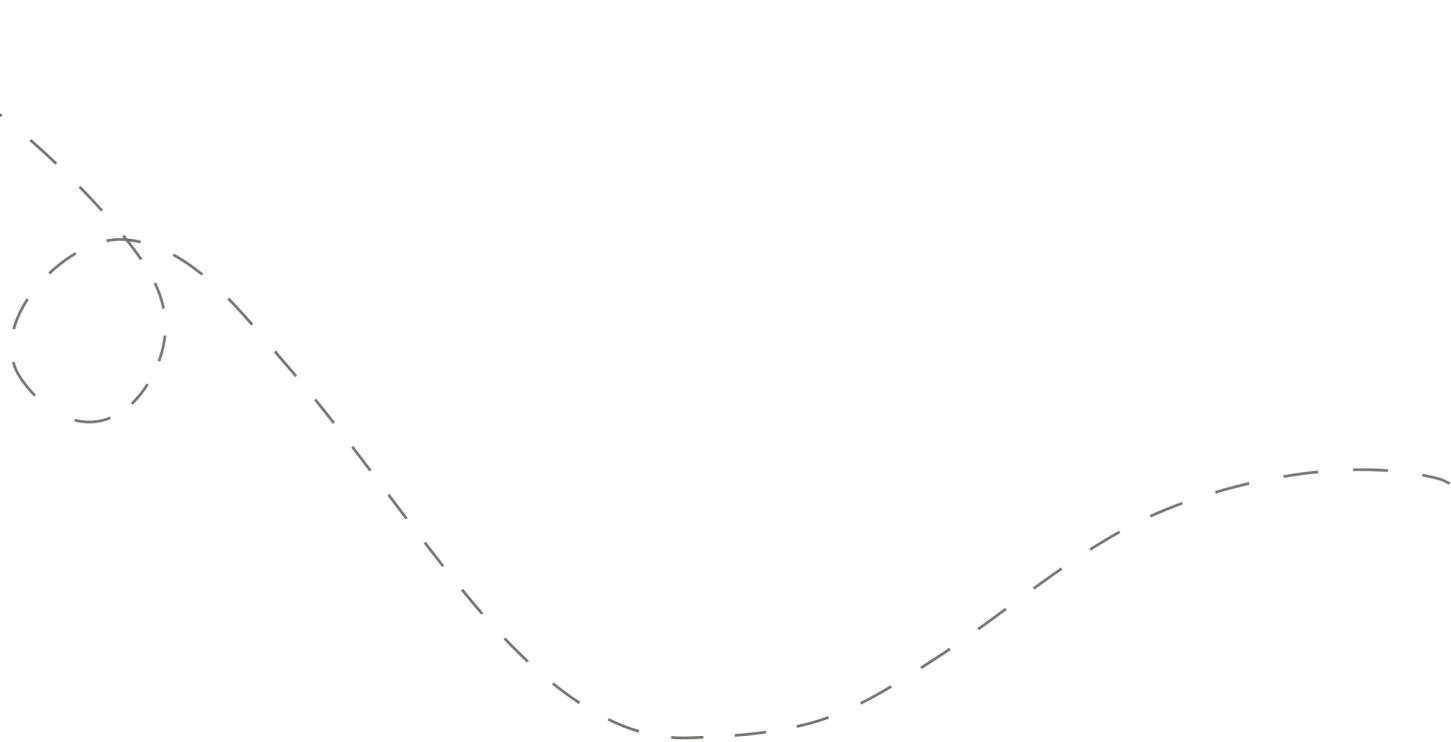


Hit the Road!

Don't open the first envelope until you're ready to leave. Once you're finished at the first stop, you can open the second envelope. Four stops are included within your road trip.

Your day ahead! Without giving away too many details.

We often include a variety of recommendations at each stop. You do not have to go to all of them, pick and choose what works best for you and your travel mates. If you can't get through all of the stops during the day - come back and explore them at a later date!



DETAILED ITINERARY



Time to Depart!

We recommend departing between **9:00 and 10:00 am**. The later you leave, the less time you'll have to explore all of the stops.



Unusual Happenings

Recommended duration: 45 minutes
Drive time to second stop: 30 minutes

**Two light food options are available on this stop.*



Gateway to Nature

Recommended duration: 1 - 1.5 hours
Drive time to third stop: 17 minutes



Brews & Bites

Recommended duration: 1 hour
Drive time to fourth stop: 20 minutes

**Two food options are available on this stop.*



Your Guide to Asheville

Recommended duration: 2 hours

**Multiple food options are available on this stop.*

Navigating the Road



When to Go

- ✓ This trip can be done **any day throughout the year.**
- ✓ A few options are closed on Tuesdays and Sundays; however, we always provide a few alternatives that are open!



Stay Overnight

Head to the following link for a list of recommended accommodations close to the last stop.

guesswheretrips.com/pages/hotels

**The link above will only reveal the general area of where your trip will end.*



Itinerary Changes

Descriptions, dates and hours may have changed since publishing the itinerary. Find out if changes have been made to your trip by heading to:

guesswheretrips.com/updates

Tip: Scan below for the most updated trip!



Get the Digital Version

Every road trip package includes a QR code that you can scan to get the full digital version of the trip. This is a great option if you are traveling with a group of people in multiple cars!





What to Pack:

- ☐ A vehicle with a full tank of gas
- ☐ Comfortable walking footwear
- ☐ Sunscreen (lots of easy outdoor activities)
- ☐ Some form of GPS device (ie. Google Maps)
- ☐ Wallet (cash may be required)
- ☐ Road trip snacks
- ☐ Your Guess Where Trips package
- ☐ Don't forget road trip music! Head to GWT's road trip playlist on Spotify here:



Questions?

If you have any questions before your trip, please check out the FAQs on our website. If you can't find the answer to your question, please send us an email at **questions@guesswheretrips.com**.

Please note: We are out of the office over the weekend.



Land Acknowledgement

We recognize that some of the stops listed in this trip date back to a time when not everyone was free. These places also exist on the traditional and ancestral territories of Indigenous peoples who have stewarded this land for generations.

As we acknowledge both the history of slavery and the impact of colonization, we recognize the profound inequalities and systemic racism these legacies have bred. These horrific institutions dehumanized millions and displaced countless Indigenous peoples, leaving lasting social, economic, and cultural consequences. Confronting these truths allows us to reflect, foster dialogue, and work towards a more just society. As you travel, we encourage you to inquire about this history, ask sites to prominently display their history and honor the Indigenous lands on which they stand, ensuring these histories are neither overlooked nor diminished.

Frequently Asked Questions

How much will the stops cost?

First Stop: No fee

Second Stop: No fee

Third Stop: No fee

Fourth Stop: Our main suggestions have no fee. One "Future Day Trip" option has an admission fee per vehicle (\$).

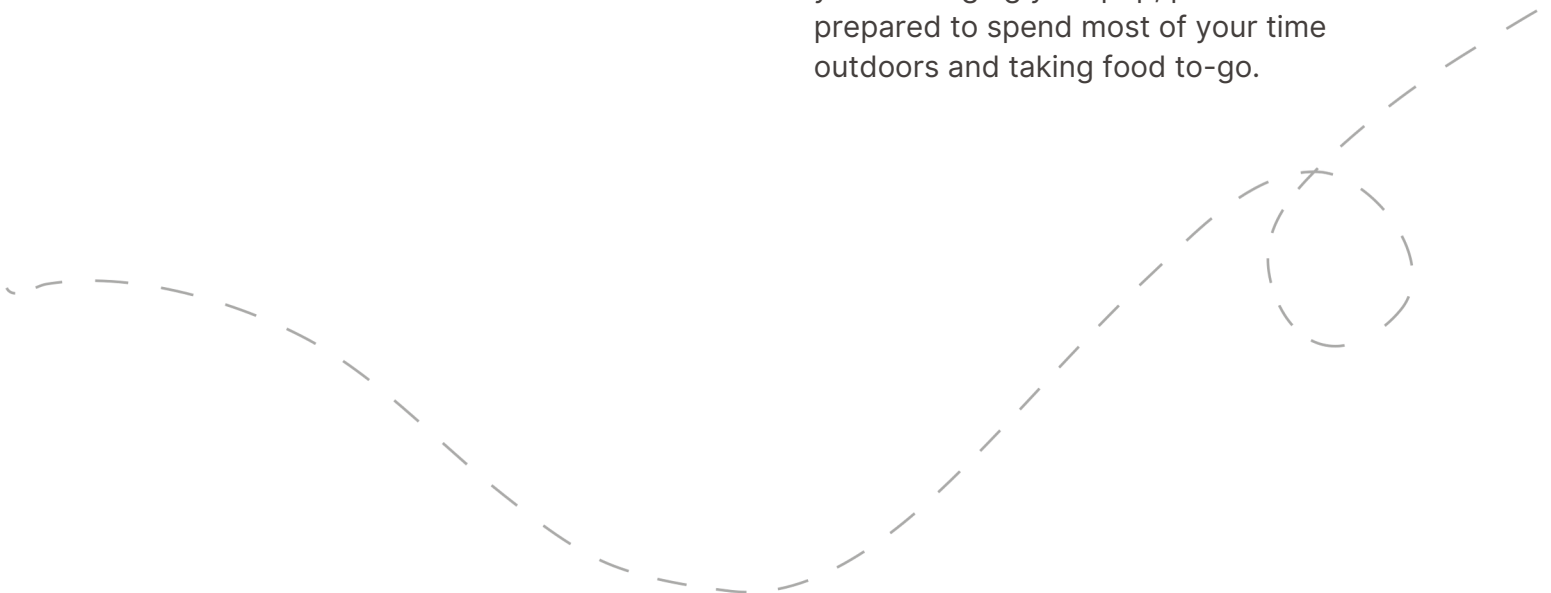
**Please note: gas, tolls, and food may be additional costs.*

When should we leave?

We recommend leaving anytime between **9:00 and 10:00 am**. The later you leave, the less time you may have to complete all of the stops.

Can I bring my dog?

This trip is **somewhat dog friendly!** There is at least one option on each stop that allows dogs; however, note that most of our eat & drink options only allow dogs on outdoor patios. If you're bringing your pup, please be prepared to spend most of your time outdoors and taking food to-go.



How long will the total trip take?

See the approximate **round-trip driving distances/times** below. These are driving distances only and do not factor in time spent at stops.

From **Charlotte***:

4 hours and 42 minutes / 262 miles

From **Winston-Salem***:

4 hours and 57 minutes / 299 miles

From **Blowing Rock**:

3 hours and 44 minutes / 189 miles

From **Statesville**:

3 hours and 41 minutes / 214 miles

**We recommend booking an overnight hotel if the driving distance is greater than 4 hours round-trip.*

How many people can I bring with me?

We recommended **bringing up to 5 people** on your surprise road trip.

If you're bringing a larger group, we highly recommend having one person in charge of booking reservations at restaurants and attractions in advance. Please see the previous page for a copy of the digital itinerary.

Is this wheelchair or stroller accessible?

First Stop: This stop is accessible.

Second Stop: The main suggestion is not accessible. We've provided an alternative option that is accessible.

Third Stop: This stop is accessible.

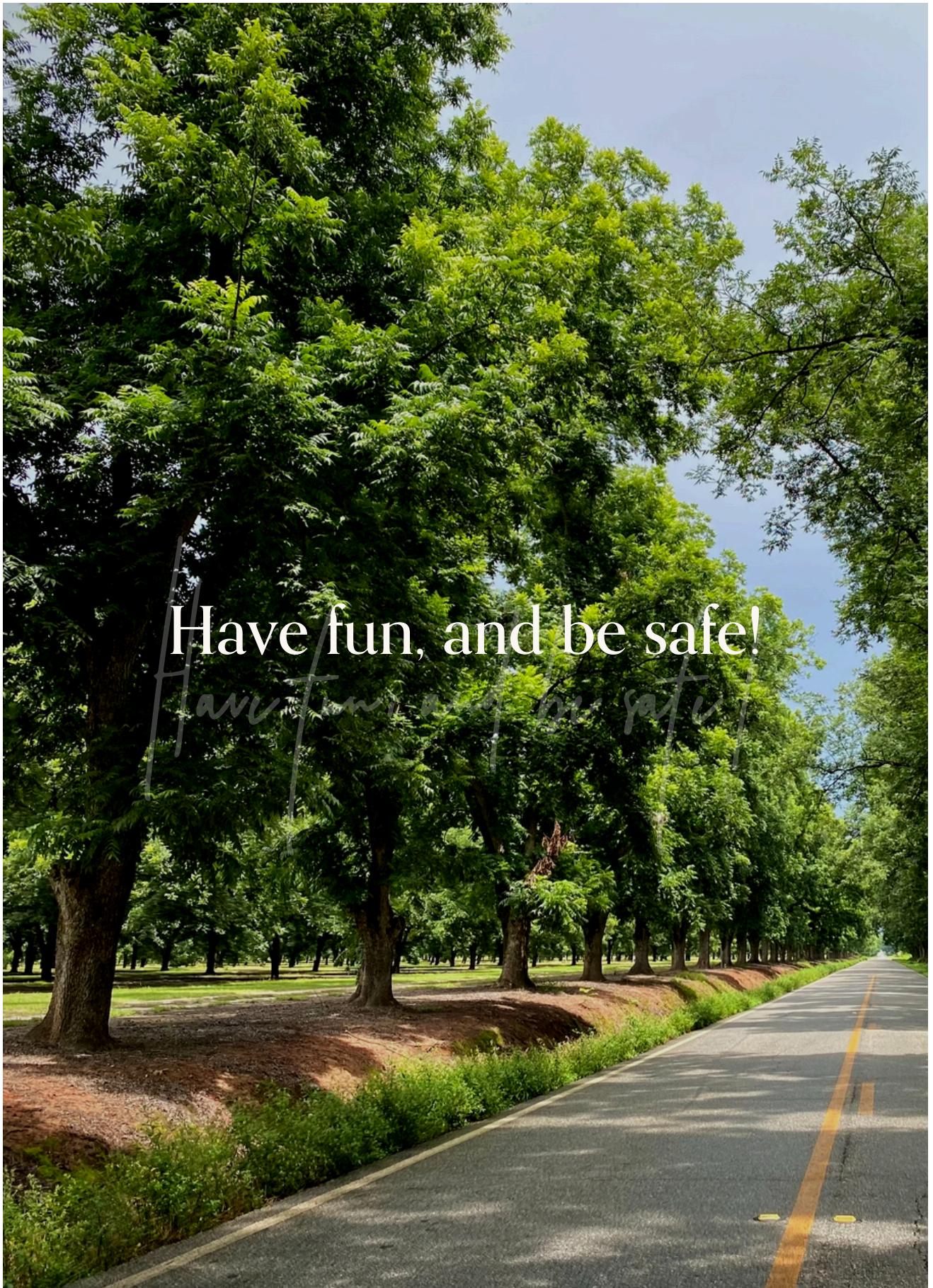
Fourth Stop: There are multiple accessible options on this stop.

Risk

Get out on the road and have fun, but please be careful. Obey all road signs, never drink and drive, and use caution and common sense at all times. The risk of injury can be significant, including the potential for permanent disability and death. While particular precautions and personal discipline will minimize this risk, the risk of personal and emotional injury, illness, physical disability, or death does exist. Guess Where Trips Inc., its owners, officers, publishers, and agents assume NO liability for your actions or activities as a result of recommendations within this guide. You agree and acknowledge that you will do some, or all, of the recommendations suggested in this book with full and complete knowledge of the risk and dangers involved, and you agree to accept and assume any and all risks of any nature whatsoever.

More information is available on our website at www.guesswheretrips.com.

The Guess Where Trips Team



Have fun, and be safe!

Have fun, and be safe!



Redefining Road Trips

Copyright © 2026 Guess Where Trips Inc.®

 Share Your Trip With Us @guesswheretrips | #guesswheretrips
