



PICTURE PERFECT DISCOVERIES

# Before You Go

An aerial photograph of a narrow dirt road winding through a dense, lush green forest. A small, dark-colored car is visible in the distance, driving away from the viewer. The trees are tall and closely packed, creating a canopy effect. The lighting suggests it might be late afternoon or early morning, with some shadows on the road.

“

Truly a day that  
my family and I  
will never forget.  
This trip reminded  
us of the beauty  
of home.

-GUESS WHERE TRIPPER

# How does a surprise road trip work?



## Pick a Date

We recommend doing the trip within **6 months** of receiving this road trip. Pay close attention to the 'When To Go' within the 'Navigating the Road' section of this booklet.



## Get Ready

The only requirement is having a vehicle, GPS and a driver. The trip is completely **self-guided**, so nothing needs to be booked in advance.



## Check Updates

Before leaving, please check **travel updates** on our website. This will provide you with any major changes to the itinerary.



## Pack Your Bag

Please refer to the '**What to Pack**' list in this booklet for items we recommend bringing with you.

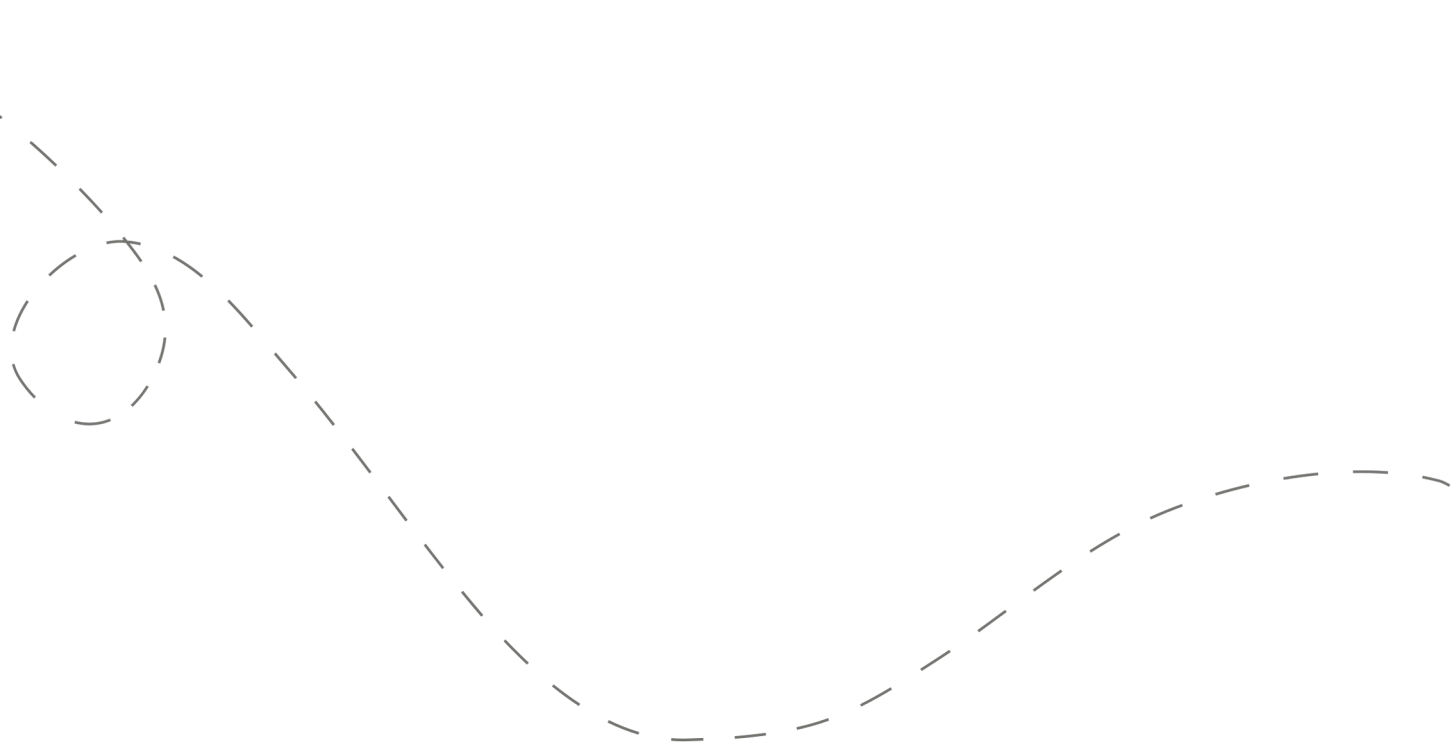


## Hit the Road!

Don't open the first envelope until you're ready to leave. Once you're finished at the first stop, you can open the second envelope. Four stops are included within your road trip.

# Your day ahead! Without giving away too many details.

We often include a variety of recommendations at each stop. You do not have to go to all of them, pick and choose what works best for you and your travel mates. If you can't get through all of the stops during the day - come back and explore them at a later date!





# DETAILED ITINERARY



## Time to Depart!

We recommend departing between **9:00 and 10:00 am.**



## A Historic Site Stroll

Recommended duration: 45 minutes

Drive time to second stop: 10 minutes



## Bridges & Baked Goods

Recommended duration: 45 minutes

Drive time to third stop: 20 - 40 minutes

*\*One cafe suggestion (closed Sunday)*



## A Culinary Adventure

Recommended duration: 1 - 1.5 hours

Drive time to fourth stop: 30 minutes

*\*Three food options and two drink options available*



## Blue Ridge Bliss

Recommended duration: 1 - 2 hours

*\*One brewery option available (closed Tuesdays)*

# Navigating the Road



## When to Go

- ✓ This trip is best done **between Wednesday - Saturday throughout the year.**
- ✓ This trip can be done Sunday - Tuesday; however, a few eatery options will be closed.



## Stay Overnight

Head to the following link for a list of recommended accommodations close to the last stop.

**[guesswheretrips.com/pages/hotels](https://www.guesswheretrips.com/pages/hotels)**

*\*The link above will only reveal the general area of where your trip will end.*



## Itinerary Changes

Descriptions, dates and hours may have changed since publishing the itinerary. Find out if changes have been made to your trip by heading to:

**[guesswheretrips.com/updates](https://www.guesswheretrips.com/updates)**

Tip: Scan below for the most updated trip!



## Get the Digital Version

Every road trip package includes a QR code that you can scan to get the full digital version of the trip. This is a great option if you are traveling with a group of people in multiple cars!





## What to Pack:

- ☐ A vehicle with a full tank of gas
- ☐ Comfortable walking footwear
- ☐ Sunscreen & bug spray (lots of easy outdoor activities)
- ☐ Comfortable walking/hiking shoes
- ☐ Cooler with ice packs
- ☐ Some form of GPS device (ie. Google Maps)
- ☐ **Bring lots of quarters!** There is one unique destination that is \$1.50 per person but **it only takes coins!!**
- ☐ Road trip snacks
- ☐ Your Guess Where Trips package
- ☐ Don't forget road trip music! Head to GWT's road trip playlist on Spotify here:



## Questions?

If you have any questions before your trip, please check out the FAQs on our website. If you can't find the answer to your question, please send us an email at [questions@guesswheretrips.com](mailto:questions@guesswheretrips.com).

**Please note:** We are out of the office over the weekend.



## Land Acknowledgement

We recognize that some of the stops listed in this trip date back to a time when not everyone was free.

As we acknowledge slavery and its impact on our history, we recognize the profound inequalities and systemic racism it has bred. This horrific institution dehumanized millions, leaving lasting social and economic consequences. Confronting these truths allows us to reflect, foster dialogue, and work towards a more just society. As you travel, we encourage you to inquire about this history, and ask sites to prominently display their history and its ongoing impact, ensuring it is neither overlooked nor diminished.

# Frequently Asked Questions

## How much will the stops cost?

**First Stop:** No fee

**Second Stop:** No fee

**Third Stop:** No fee

**Fourth Stop:** No fee

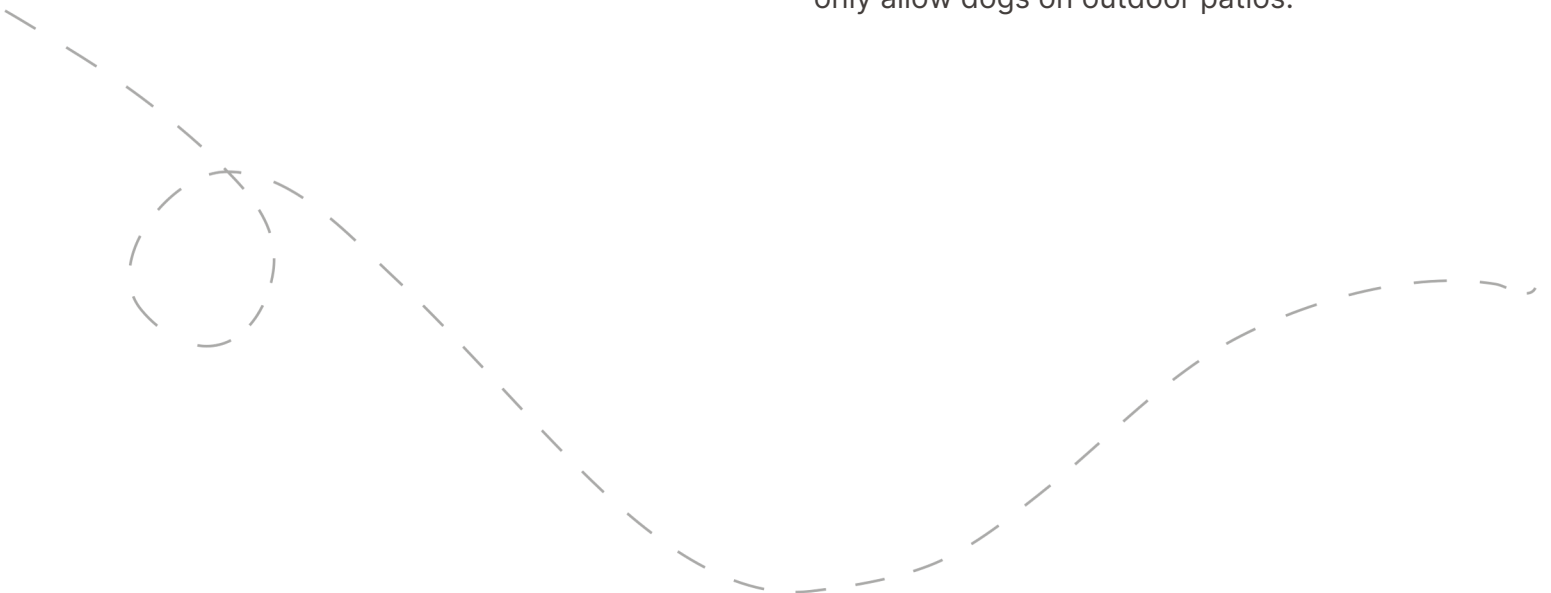
*\*Please note: gas, tolls, and food may be additional costs.*

## When should we leave?

We recommend leaving anytime between **9:00 and 10:00 am**. The later you leave, the less time you may have to complete all of the stops.

## Can I bring my dog?

This trip is somewhat pet-friendly! At every stop there will be at least one option for you to explore with your furry friend. Please note that most of our shop and eatery suggestions will only allow dogs on outdoor patios.





## How long will the total trip take?

See the approximate **round-trip driving distances/times** below. These are driving distances only and do not factor in time spent at stops.

From **Charlotte\***:

4 hours / 192 miles

From **Winston-Salem\***:

4 hours and 5 minutes / 211 miles

From **Asheville\***:

4 hours and 38 minutes / 241 miles

*\*We recommend booking an overnight hotel if the driving distance is greater than 4 hours round-trip.*

## How many people can I bring with me?

We recommended **bringing up to 5 people** on your surprise road trip.

If you're bringing a larger group, we highly recommend having one person in charge of booking reservations at restaurants and attractions in advance. Please see the previous page for a copy of the digital itinerary.

## Is this wheelchair or stroller accessible?

**First Stop:** The stop is partially accessible.

**Second Stop:** The stop is partially accessible.

**Third Stop:** All main suggestions are accessible. One optional recommendation is not.

**Fourth Stop:** There are a handful of fully accessible options.

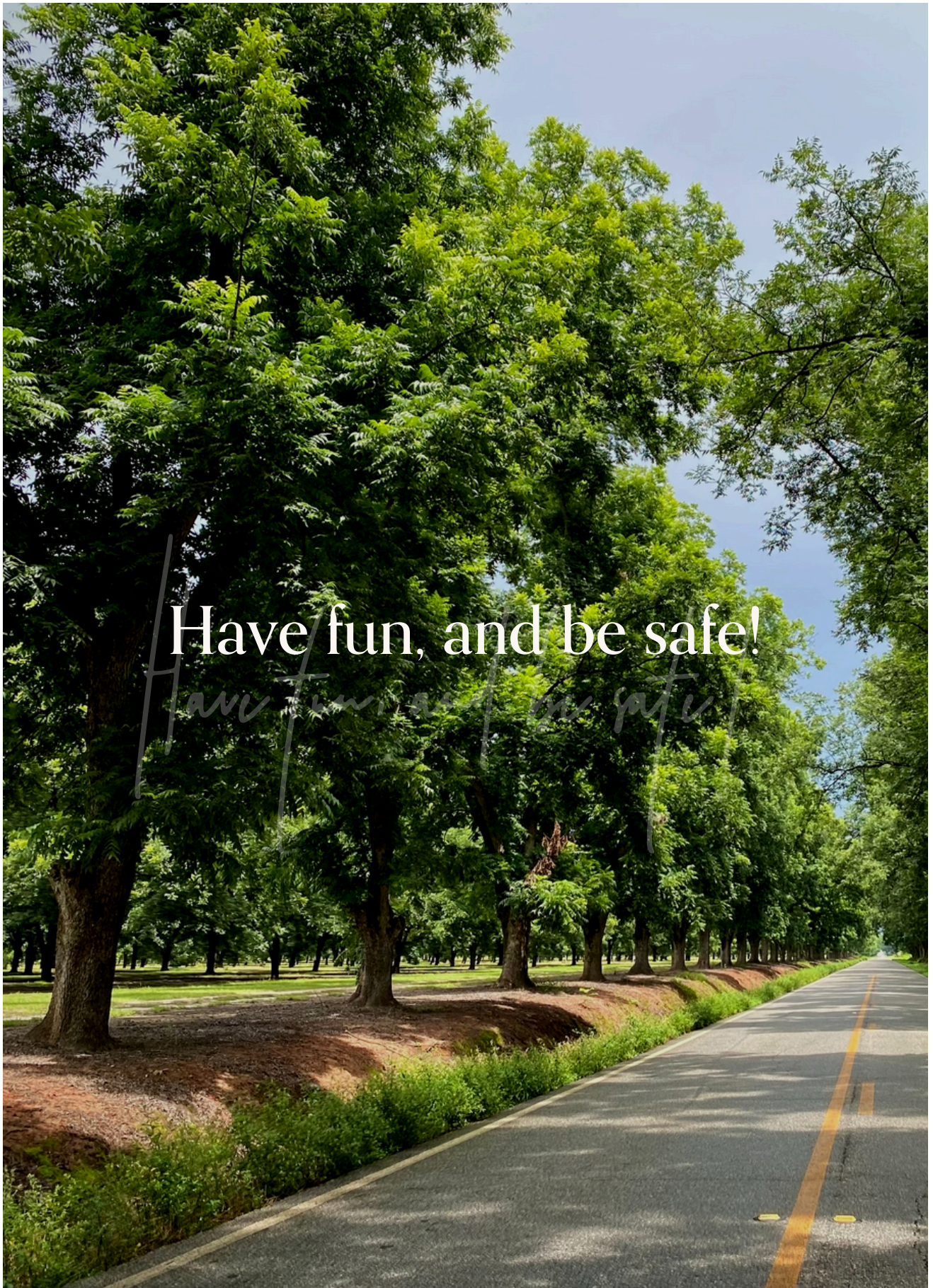
# Risk

Get out on the road and have fun, but please be careful. Obey all road signs, never drink and drive, and use caution and common sense at all times. The risk of injury can be significant, including the potential for permanent disability and death. While particular precautions and personal discipline will minimize this risk, the risk of personal and emotional injury, illness, physical disability, or death does exist. Guess Where Trips Inc., its owners, officers, publishers, and agents assume NO liability for your actions or activities as a result of recommendations within this guide. You agree and acknowledge that you will do some, or all, of the recommendations suggested in this book with full and complete knowledge of the risk and dangers involved, and you agree to accept and assume any and all risks of any nature whatsoever.

More information is available on our website at [www.guesswheretrips.com](http://www.guesswheretrips.com).

The Guess Where Trips Team





Have fun, and be safe!

*Have fun, and be safe!*





## Redefining Road Trips

Copyright © 2026 Guess Where Trips Inc.®

---

 Share Your Trip With Us @guesswheretrips | #guesswheretrips

---